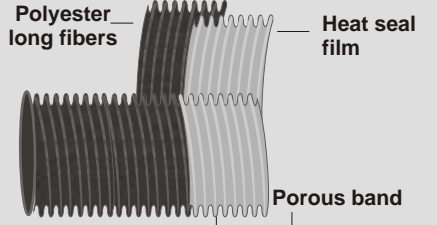
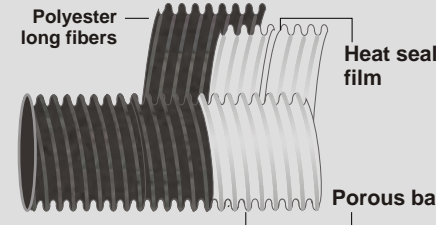
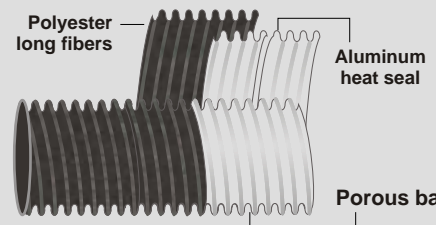
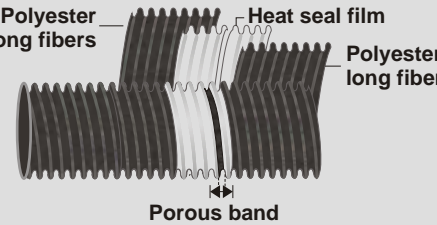
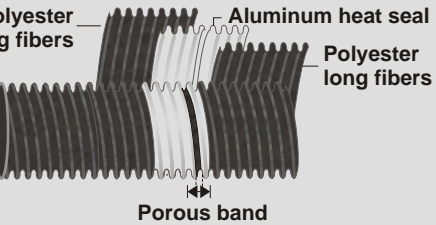




SOUNDLEX LINE

(values refer to a 50mm diameter)

	SONOFLEX 1000F	SONOFLEX 1000H	SONOFLEX 3000	SONOFLEX 4000	SONOFLEX 7000
COMPOSITION	Polyester TNT Long Fibers + Heat Seal Film (low undulations). Wall thickness 2 to 2.8mm.	Polyester TNT Long Fibers + Heat Seal Film (high undulations). Wall thickness 5mm.	Polyester TNT Long Fibers + Aluminum Heat seal	Polyester TNT Long Fibers + Heat seal film + Polyester	Polyester TNT Long Fibers + aluminum Heat seal + Polyester
					
AVAILABLE DIAMETERS (mm)	26 / 28 / 30 / 32,5 / 33 / 35.5 / 37.5 / 38.5 / 40 / 43 / 45.5 / 47 / 49 / 50 / 51.2 / 52 / 54 / 56.5 / 57 / 60 / 61 / 63.5 / 65 / 65.5 / 67 / 70 / 76 / 80 / 90 / 100 / 110 / 130 / 150	47.5 / 48.5	38.5 / 39 / 40 / 45.5 / 46 / 47.5 / 50 / 55 / 58 / 60 / 63.5 / 65 / 70 / 73 / 76 / 80 / 90 / 100 / 105 / 110	38.5 / 39 / 40 / 41 / 45.5 / 46 / 47.5 / 50 / 55 / 58 / 60 / 63.5 / 65 / 70 / 73 / 76 / 80 / 90 / 100 / 105 / 110	38.5 / 39 / 40 / 41 / 45.5 / 46 / 47.5 / 50 / 55 / 58 / 60 / 63.5 / 65 / 70 / 73 / 76 / 80 / 90 / 100 / 105 / 110
APPLICATIONS	Internal combustion engines dirty air	Internal combustion engines dirty air	Internal combustion engines dirty air	Internal combustion engines clean air / dirty air systems	Internal combustion engines clean air / dirty air systems
POROSITY	Impervious film opening defined and controlled at manufacturing, non variable for the life of the product	Impervious film opening defined and controlled at manufacturing, non variable for the life of the product	Impervious film opening defined and controlled at manufacturing, non variable for the life of the product	Impervious film opening defined and controlled at manufacturing, non variable for the life of the product	Impervious film opening defined and controlled at manufacturing, non variable for the life of the product
	Report WdB RENG047-06	Report WdB RENG066-05	Report WdB RENG057-06	Report WdB RENG014-04	Report WdB RENG009-05
IMPERVIOUS TO WATER	No water ingress in 2 minutes under static immersion in 100mm (water column)	No water ingress in 2 minutes under static immersion in 100mm (water column)	No water ingress in 4 minutes under static immersion in 100mm (water column)	No water ingress in 4 minutes under static immersion in 100mm (water column)	No water ingress in 4 minutes under static immersion in 100mm (water column)
	Report WdB RENG048-06	Report WdB RENG060-05	Report WdB RENG060-06	Report WdB RENG001-05	Report WdB RENG002-05
WORKING TEMPERATURES	without any air circulation in the duct	without any air circulation in the duct	without any air circulation in the duct	without any air circulation in the duct	without any air circulation in the duct
	Min: -40°C Max: 85°C Peak: 90°C	Min: -40°C Max: 85°C Peak: 95°C	Min: -40°C Max: 100°C Peak: 110°C	Min: -40°C Max: 100°C Peak: 110°C	Min: -40°C Max: 110°C Peak: 120°C
	Report WdB RENG050-06	Report WdB RENG021-06	Report WdB RENG089-06	Report WdB RENG033-06	Report WdB RENG009-05
	with air circulation, duct connected at both ends (air flow temperature 22°C)	with air circulation, duct connected at both ends (air flow temperature 22°C)	with air circulation, duct connected at both ends (air flow temperature 22°C)	with air circulation, duct connected at both ends (air flow temperature 22°C)	with air circulation, duct connected at both ends (air flow temperature 22°C)
Min: -40°C Max: 105°C Peak: 115°C	Min: -40°C Max: 110°C Peak: 120°C	Min: -40°C Max: 120°C Peak: 130°C	Min: -40°C Max: 120°C Peak: 130°C	Min: -40°C Max: 125°C Peak: 135°C	
Report WdB RENG050-06	Report WdB RENG021-06	Report WdB RENG089-06	Report WdB RENG007-05	Report WdB RENG009-05	
FORMABILITY	Torsion controlled trajectory through keyed end connectors	Torsion controlled trajectory through keyed end connectors	Pre-formable	Torsion controlled trajectory through keyed end connectors	Pre-formable
FLAMMABILITY	Self-extinguishing (propagation smaller than 25mm / 15 s)	Self-extinguishing (propagation smaller than 25mm / 15 s)	Self-extinguishing (propagation smaller than 25mm / 15 s)	Self-extinguishing (propagation smaller than 25mm / 15 s)	Self-extinguishing (propagation smaller than 25mm / 15 s)
	Report WdB RENG049-06	Report WdB RENG060-05	Report WdB RENG058-06	Report WdB RENG001-05	Report WdB RENG002-05
CURVE RADIUS (ref. Ø50x500mm)	1,7 x diameter	1,4 x diameter	1,5 x diameter	1,5 x diameter	1,5 x diameter
	Report WdB RENG051-06	Report WdB RENG060-05	Report WdB RENG079-06	Report WdB RENG007-05	Report WdB RENG008-05
RESISTANCE TO TRACTION (ref. Ø50x300mm)	45 kgf +/-3Kgf	40Kgf +/- 3Kgf	85 kgf +/-3Kgf	83 kgf +/-3Kgf	70 kgf +/- 3Kgf
	Report WdB RENG053-06	Report TECPAR 05008387	Report WdB RENG085-06	Report TECPAR 00009450	Report TECPAR 03009121
RESISTANCE TO DIAMETRIC COMPRESSION (ref. Ø50x300mm)	11 kgf +/-3Kgf	20Kgf +/- 3Kgf	40 kgf +/-3Kgf	25 kgf +/-3Kgf	94 kgf +/- 3Kgf
	Report WdB RENG053-06	Report TECPAR 05008387	Report WdB RENG085-06	Report TECPAR 00009450	Report TECPAR 03009121
RESISTANCE TO PRESSURE (ref. Ø50x500mm)	negative = -700mm (water column)	negative = -850mm (water column)	negative = -1000mm (water column)	negative = -950mm (water column)	negative = -1200mm (water column)
	positive = 900mm (water column)	positive = 950mm (water column)	positive = 1100mm (water column)	positive = 1000mm (water column)	positive = 1500mm (water column)
	Report WdB RENG095-06	Report WdB RENG095-06	Report WdB RENG095-06	Report WdB RENG095-06	Report WdB RENG095-06